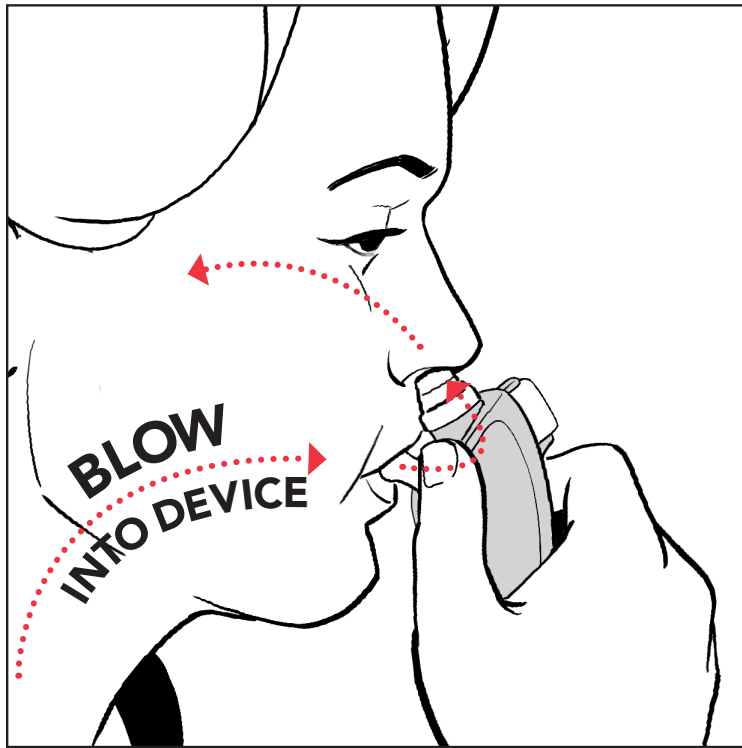


**IMPORTANT: Please read the instructions carefully.**

**ONZETRA™ Xsail™ is NOT a nasal spray or inhaler.**

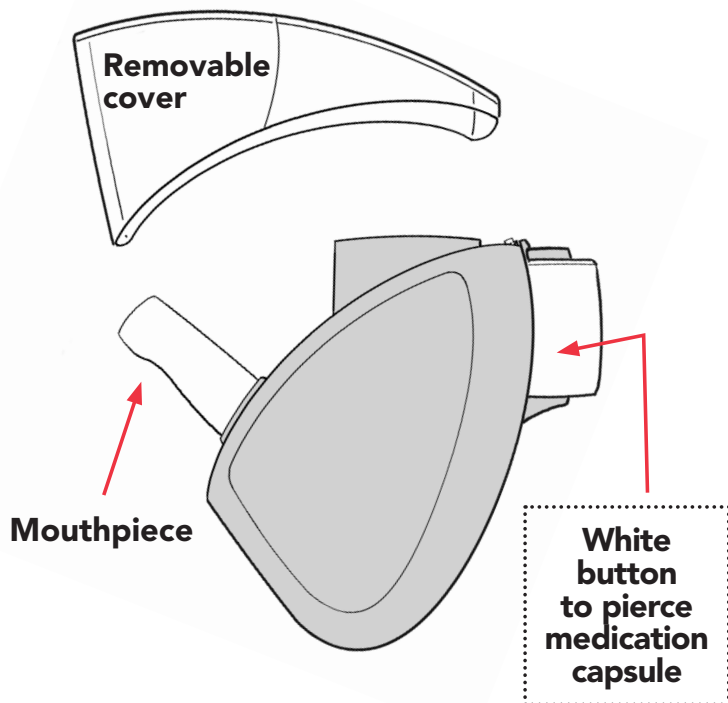


**You blow with your mouth into the device to deliver medication into your nose.**

## WHAT'S IN YOUR BOX?

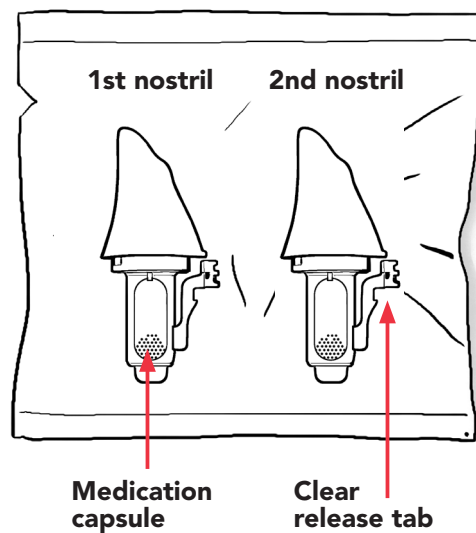
### 2 reusable blue devices

(1 for immediate use + 1 spare)



### Disposable nosepieces

(in foil pouches)



#### REMINDER

**1 dose = 2 nosepieces**  
(1 per nostril)

Each disposable white nosepiece contains half a dose of medication (11 mg of sumatriptan). A full dose is 22 mg.

**Do not** use more than 2 nosepieces per dose.

**INSTRUCTIONS ON PAGE 2**

### STORAGE AND CARE

- Discard used nosepieces in the trash
- Put the protective cover back on the blue device and store it for your next use
- Cleaning the reusable blue device is not necessary—if you do want to clean the blue device, please use a clean, dry, lint-free cloth to wipe the mouthpiece between uses
  - Do not wash the device
  - Avoid contact with any liquids
- Keep ONZETRA Xsail and all medications out of the reach of children
- Remember to store the blue device and unopened pouches in a clean, cool, and dry place
- Be sure to check the expiration date for each nosepiece at each use
- **Use both nosepieces within 1 hour after opening the pouch**



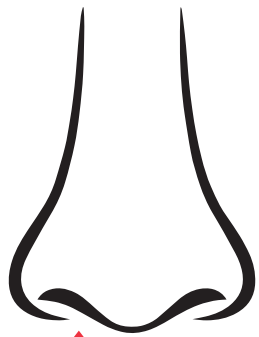
To watch an instructional video on how to use ONZETRA Xsail, text **ONZETRA** to **313131**.



For support, call **1-844-ONZETRA** or visit **onzetra.com**. If you still have questions, be sure to ask your healthcare professional or pharmacist.

# HOW TO USE ONZETRA™ Xsail™

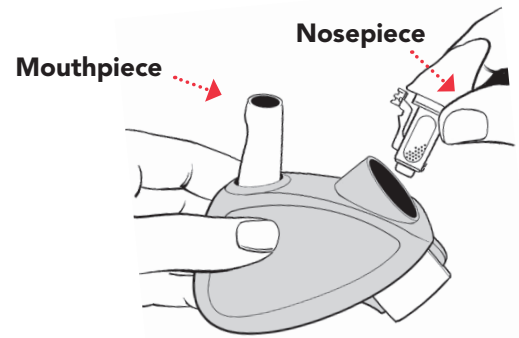
## PART 1



**1ST NOSEPIECE**  
in 1st nostril

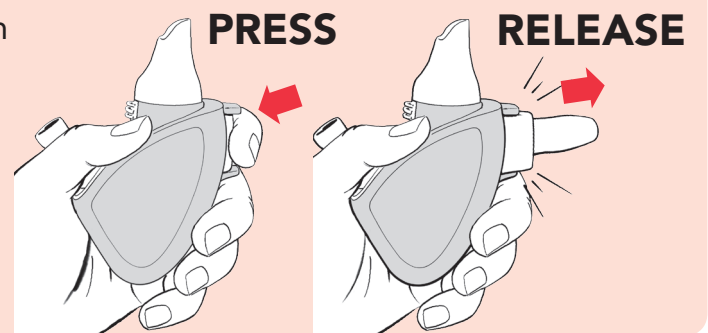
- 1** **OPEN** the pouch and remove the **first nosepiece**.

Remove device cover. **INSERT** the first nosepiece into the device until you hear it click into place.

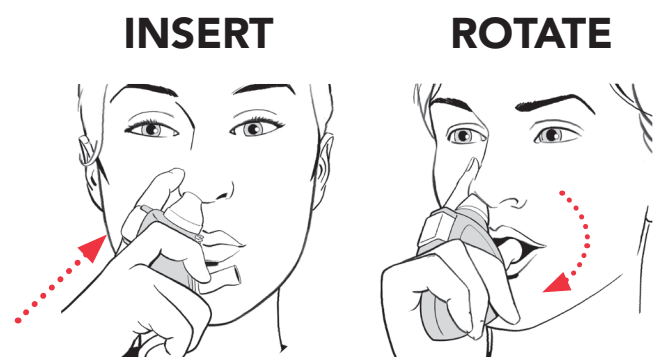


- 2** Fully **PRESS** and **RELEASE** white button to pierce the medication capsule.

**!** If you skip this step, you will not get any medication



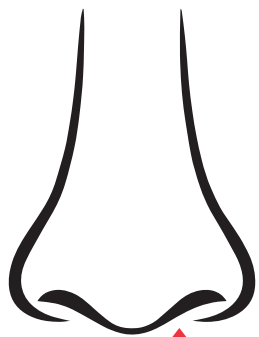
- 3** **INSERT** the nosepiece deeply into your nose. Keep the nosepiece in your nose while you rotate the device to place the mouthpiece into your mouth.



- 4** **BLOW WITH YOUR MOUTH** into the device for **2-3 seconds**, like you're blowing up a balloon, to deliver medication into your nose. (You may hear a rattling sound or feel a vibration.)

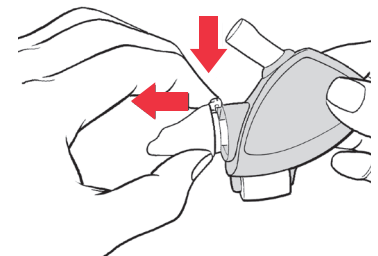


## PART 2



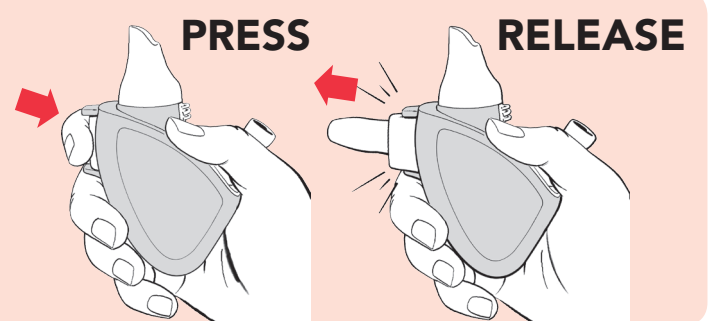
**2ND NOSEPIECE**  
in 2nd nostril

- 5** Press the clear tab to remove the first nosepiece. **CHECK** the capsule to see if the medication is gone. **DISCARD** the used nosepiece in the trash. Insert **second nosepiece** into device.

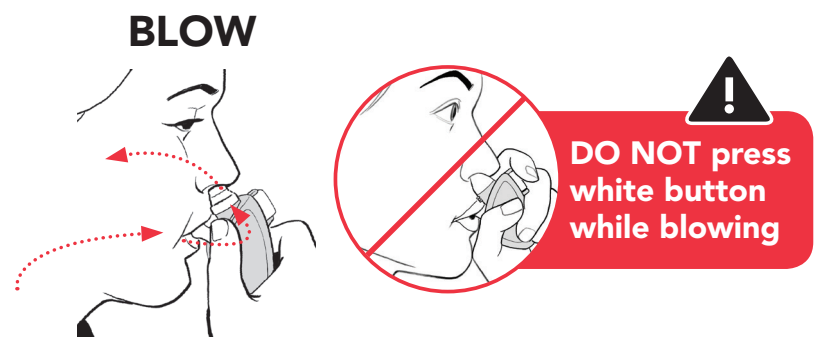


- 6** **DON'T FORGET TO PIERCE THE CAPSULE IN SECOND NOSEPIECE.**

**!** If you skip this step, you will not get any medication



- 7** Lastly, repeat steps 3-4 with **second nosepiece** in **second nostril**.



## DID I DO IT RIGHT?

- Checked the nosepieces.** It is normal to see a thin white residue after use. If one or both of the capsules appear unused, repeat steps 2-4 with the same nosepiece
- Used both nosepieces—one in each nostril**
- Pierced both capsules** before blowing
- DID NOT** hold down white button while blowing

